


# YEAR 4

## -Textbook Based- English Worksheets

# MODULE 7



SCHOOL:

NAME:

CLASS:


TEACHER'S NAME:

Listen and number (1-4). Then sing. (Page 71)


# CAN YOU HELP US?




I'm coming, I'm coming,  
To help you good friend.  
Give me your bags.  
Let me give you a hand.



Help me, help me!  
Carry these bags.  
Help her, help her.  
They're hurting her hands.



Help them, help them!  
Let's clean the park.  
Hurry up, hurry up!  
It's getting dark.



What are you doing?  
We're picking up rubbish.  
Help us, help us!  
Let's do it fast!




.....  
Look at the picture and write the appropriate dialogue.




**Rewrite the song on page 71 in cursive.**

The page contains 15 sets of horizontal writing lines. Each set is composed of three lines: a solid red top line, a dashed blue middle line, and a solid red bottom line. These lines are spaced evenly down the page to provide a guide for writing in cursive.



I  
you  
he  
she  
it  
we  
they

him  
us  
her  
me  
you  
them  
it



.....  
**Based on the above activity, change the words in bracket with the correct answer.**

1	Eg: Help (they) <u>them</u> arrange the books.
2	Help (she) _____ carry the bags.
3	Send (they) _____ your resume via the link given.
4	Give (he) _____ this book. He needs it for his homework.
5	Pass (we) _____ the biscuits. We are hungry.
6	Bring (he) _____ to the hospital. He is having a fever.
7	Drive (I) _____ to the market. I want to buy fish for lunch.
8	Help (I) _____ take out the rubbish.
9	Email (she) _____ the recipe by tomorrow.
10	Buy (they) _____ some chocolate on your way back.
11	Ask (he) _____ to call me back in an hour.
12	Cook (we) _____ your beef curry for dinner. We love it so much.
13	Take (I) _____ to Kuala Lumpur with you.
14	Donate (they) _____ the money. They need it more than we do.
15	Read (she) _____ the story book before she goes to sleep.



my
your
his
her
its
our
their

theirs
hers
his
-
yours
mine
ours



Refer to the above activity, write the correct answer.

1	Eg: This is my book. It's <u>mine</u> .
2	Those are our pencils. They're _____ .
3	She bought the apples yesterday. The apples are _____ .
4	That is not Adam's laptop. He borrows it from Nina. The laptop is _____ .
5	Those are their shoes. They're _____ .
6	That is Johan's new car. The car is _____ .
7	My mother gave me that bag yesterday. The bag is _____ now.
8	That is Anna's cat. It's _____ .
9	They won the car in a contest last year. The car is _____ .
10	That is Maria's drawing. It's _____ .
11	Those are our boxes. They're _____ .
12	I took my rubber from him just now. He borrowed it this morning. The rubber is _____ .
13	Hakim sells the shoes to Fiera. The shoes are _____ .

Read page 72 and answer the questions.

1 What did the children do all day?

-----  
-----

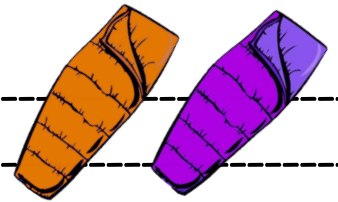
2 Whose sleeping bag is this?

-----  
-----



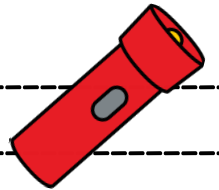
3 Whose sleeping bag are these?

-----  
-----



4 Whose torch is this?

-----  
-----



5 Whose peanuts are they?

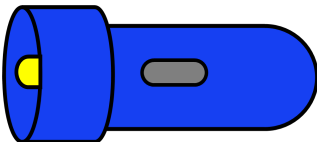
-----  
-----



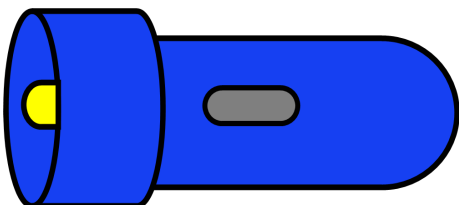
.....  
Listen and tick (✓). (page 73)

1. Which torch is Liz's?

a




b




2. Which sleeping bag is Jerry's?

a



b



3. Which tent is Nancy's?

a



b



Read page 74 and write T for True and F for False.


# HELP THE EARTH – RECYCLE

1	Recycling is making new things from old things.	
2	Recycling makes rubbish.	
3	We can recycle everything.	
4	We can recycle metal, paper, glass and plastic.	
5	We can make shoes from old jars.	
6	We can make clothes from plastic bottles.	


Look at the pictures and write someone, something, everyone, or everything.



1. \_\_\_\_\_ is putting bottles in the recycle bin.



2. \_\_\_\_\_ recycles at school.




3. There is \_\_\_\_\_ in the rubbish bin.



4. Mary puts \_\_\_\_\_ in the bag.

Look at the pictures and talk about them. Use someone, something, everyone, everything. Then colour the pictures.

**PICTURE 1**



**PICTURE 2**






# LET'S PLAY



**Start**


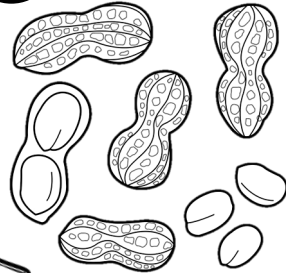
**1**

What's in the rubbish bin?



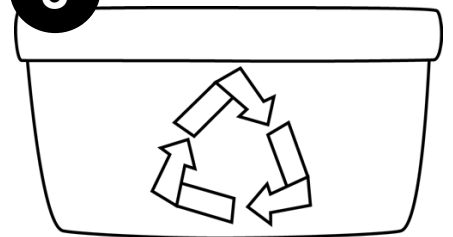
**2**

What are these?




**3**

What do we do with bottles, cans and boxes?





What's this?

**6**



Is this metal?

**5**



**4**

Is there anyone in the tent?



Is there anything in the fridge?

**8**




**9**

What's this?



Can we recycle this?

**7**

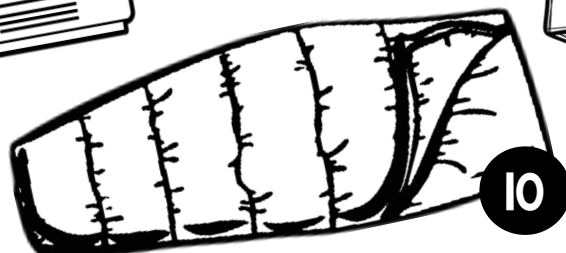


**Finish!**



**10**

Is there anyone in the sleeping bag?



Refer to page 78 and 79. Then, read the dialogues below and colour the correct character.

# THE LOST BOY 2



1	"What's that noise, Amin?"	Kelly	Amin
2	"Let's get our things and go home."	Kelly	Amin
3	"No, it isn't."	Kelly	Amin
4	"Then, whose is it?"	Kelly	Amin
5	"Amin, look! It's a little boy! What are you doing behind the tree, little boy?"	Kelly	Amin
6	"What's your name?"	Kelly	Amin
7	"You're lost?"	Kelly	Amin
8	"Where do you live?"	Kelly	Amin

.....  
**Refer to page 78 and 79 again. Draw and write about your favourite character. State your reason why you like the character.**

My favourite character is \_\_\_\_\_ I like \_\_\_\_\_

because \_\_\_\_\_


\_\_\_\_\_

\_\_\_\_\_



# REVISION

Read and circle. (page 80)



1 This sleeping bag isn't **mine/my**. My sleeping bag is green

2 Mary has got a tent. Her tent is black. That blue tent isn't **she/hers**.

3 Are these Jim's trainers?

No. They aren't **him/his**.

4 Girls, is that cat yours/your?

No. It isn't **us/ours**.

5 This isn't our car. It's **their/theirs**.

.....  
Listen and circle. (page 80)

1 Simon is taking old books and paper to the **recycling bin/rubbish bin**.

2 The bin outside Simon's house is for **glass/paper**.

3 The **glass/paper** recycling bin is near the school.

4 Nina has got lots of **cartons/cans** of orange juice.

5 She has also **plastic/metal plates**, spoons and forks.

6 There are recycling bins for **metal/glass** and plastic near supermarket.

# VIDEO WORKSHEET (EPISODE 7)

## Helping out

### Warm-up

Circle the odd word. (page 150)

1	cornfield	scarecrow	bin
2	mobile phone	jar	laptop
3	corn	plastic	glass
4	recycling	environment	help

### While Watching

Watch Part 2. Tick (✓) the correct answer.

1. Whose shirt is it?

It's Jack's.

It's Grandad's.

2. Whose shoes are they?

They're Jack's.

They're Dad's.



3. The children need

\_\_\_\_\_ for the scarecrow.

a hat

glasses

Watch Part 2 again. Match.



A. We can help you!

B. There is someone in the cornfield!

C. It's Mr Scarecrow!

# VIDEO WORKSHEET (EPISODE 7)

## While Watching

Watch part 3. Tick (✓) the things you see in the video. (page 151)

1.  <input type="checkbox"/>	2.  <input type="checkbox"/>	3.  <input type="checkbox"/>	4.  <input type="checkbox"/>
5.  <input type="checkbox"/>	6.  <input type="checkbox"/>	7.  <input type="checkbox"/>	8.  <input type="checkbox"/>

Watch part 3 again. Complete.

1 Recycling is very important for the

\_\_\_\_\_ .

2 We can recycle \_\_\_\_\_ and get new toys or chairs.

3 Used \_\_\_\_\_ becomes new bags or notebooks.

4 We can recycle old mobile phones, old laptops and old \_\_\_\_\_.

5 Recycling \_\_\_\_\_ are everywhere.